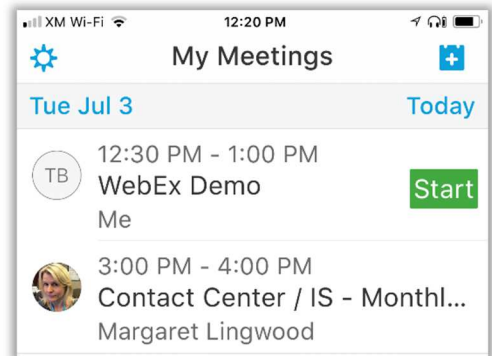


Join WebEx from a Mobile Device

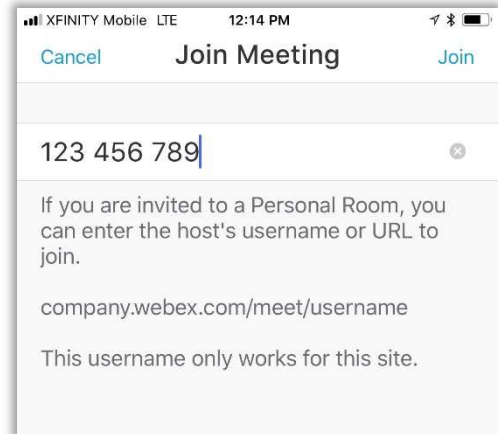
Before you connect to a meeting from your mobile device, you must install the Cisco WebEx Meetings application and log in with Seattle Children's credentials.





- 1 From the [My Meetings](#) page of the Cisco WebEx Meetings app, tap **Join** or **Start**



- 2 If your meeting is not listed in [My Meetings](#), swipe left

- select **Join Meeting**
- Enter the 9-digit Meeting Number or the URL of the meeting
- You may be prompted to enter the meeting password. If you do not have the password, ask your host
- Tap **Join** on the top right



- 3
 - Tap  to connect your audio
 - Tap  to mute or unmute
 - Tap  to enable or disable video
 - Tap the  to leave or end meeting

